

The Human Animal



BIO1300 – The Human Animal

1

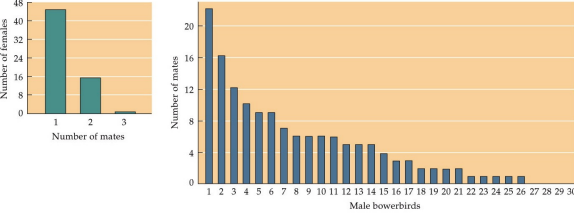
Male Satin Bowerbird



BIO1300 – The Human Animal

2

Male Mating Success



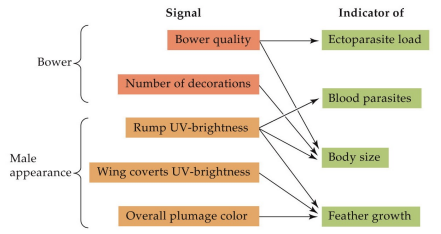
Number of males	Number of females
1	48
2	16
3	2

Male bowerbirds	Number of mates
1	20
2	16
3	12
4	10
5	9
6	8
7	7
8	6
9	5
10	5
11	5
12	5
13	5
14	5
15	5
16	4
17	4
18	4
19	4
20	4
21	3
22	3
23	3
24	3
25	3
26	3
27	3
28	3
29	3
30	3

BIO1300 – The Human Animal

3

Non-Material Benefits




```

    graph LR
      subgraph Signal
        BQ[Bower quality]
        ND[Number of decorations]
        RUB[Rump UV-brightness]
        WCUV[Wing coverts UV-brightness]
        OP[Overall plumage color]
      end
      subgraph Indicator
        EL[Ectoparasite load]
        BP[Blood parasites]
        BS[Body size]
        FG[Feather growth]
      end
      BQ --> EL
      ND --> BP
      RUB --> BS
      WCUV --> BS
      OP --> FG
  
```

BIO1300 – The Human Animal

4


Inter-sexual Selection



BIO1300 – The Human Animal

5

Intra-sexual Selection



BIO1300 – The Human Animal

6

Males as Sires and Providers



BIO1300 – The Human Animal



7

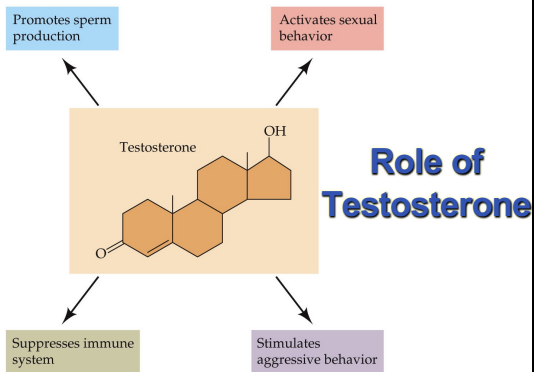
Female Mate Preferences

Trait Desired	Cues for preference
Mate is healthy	Physical attractiveness Symmetry Health Masculinity
Ability to invest	Good financial prospects Social status Slightly older
Willing to invest	Dependable and stable Love and commitment cues Positive interaction with children
Can physical protect	Size Bravery Athletic ability

BIO1300 – The Human Animal



8



BIO1300 – The Human Animal

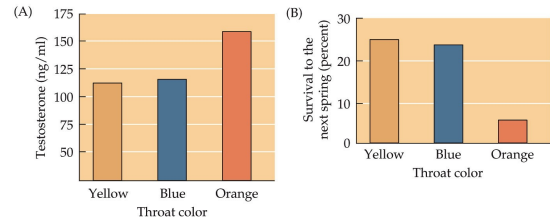


9



Uta stansburiana

Costs of Testosterone




BIO1300 – The Human Animal



10

Testosterone as Developmental Test

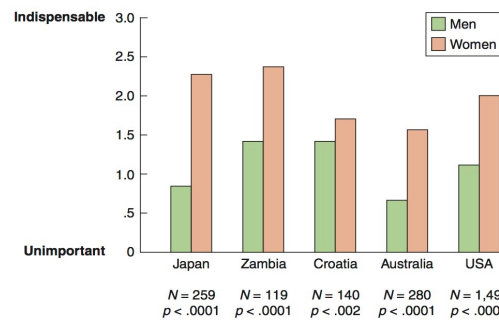


BIO1300 – The Human Animal



11

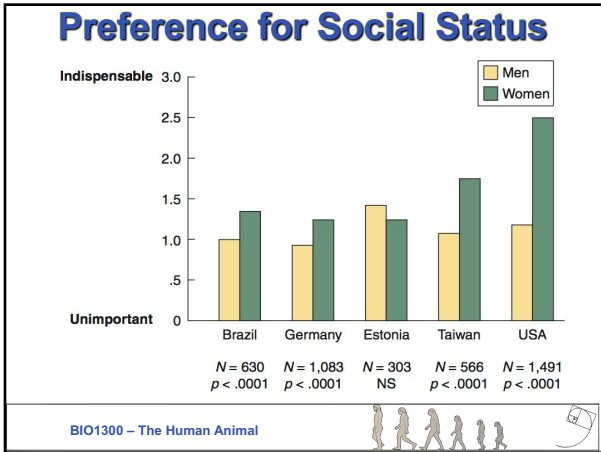
Preference for Financial Prospects



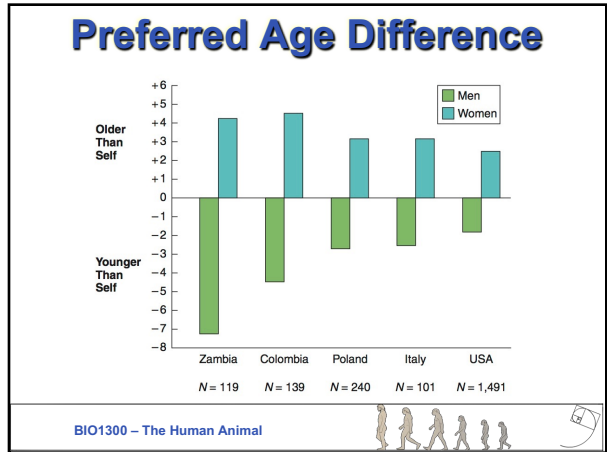
BIO1300 – The Human Animal



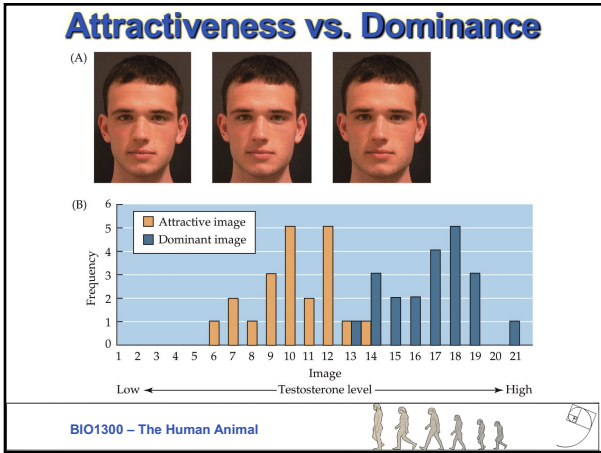
12



13



14



15



16



17